

LIVETEXT

STUDENT INSTRUCTIONS

GETTING STARTED

- Students must purchase the LiveText standard version either from the campus bookstore or online directly from LiveText at www.livetext.com.
- The software is good for five years from the time of registration.

If you have questions contact LiveText Coordinator
Marci Shirley at mshirley@troy.edu

WHY USE LIVETEXT?



LIVETEXT

- **LiveText is used by many universities (*Univ. of Alabama, UAB, AUM, Governors State*) across the world for accreditation purposes whether it be for SACS or a specialized accreditation such as CACREP, CORE or NCATE.**
- **LiveText contributes to student learning of technology and to collect necessary data so that programs can be successfully accredited thus making students more viable in the workplace upon completion of their accredited program.**

CP 6600

LIVETEXT ASSIGNMENTS

CP 6600 Demographic Form Assignment- **DO NOT use the Forms tab** for this one. The assignment has a template on the Dashboard and you have to use the URL inside the template to complete this form.

CP 6600 Instructor's Summary- Create the assignment template from the Dashboard and send to your instructor. Nothing has to be typed in or attached simply send the template.

Dispositions Development Plan- **Before you start this assignment click the Forms tab.** Choose the 1st Dispositions Self-Assessment Form for your specific counseling program. Example: If your program is Clinical Mental Health, then you will complete the Clinical Mental Health 1st Dispositions Self-Assessment. When you have completed and submitted that form go back to your Dashboard. Now you can create the assignment template for the program specific development plan.

CP 6600 Essay #1

CP 6600 Essay #2

CP 6600 Essay #3

THINGS TO KNOW ABOUT ASSIGNMENT TEMPLATES



Student Video Tutorials

Active Assignments | [Active Documents](#)

About

[Basic Navigations](#)

How-Tos

[Start an Assignment](#)[Submit an Assignment](#)[View Assignment
Assessments](#)

Click
links
only
1
time

CP-6600-MAWA - Section M01-CP-6600-MAWA-11/FA

Addictions/Substance Abuse Counseling Dispositions Development Plan

01.01.2012

[View template\(s\) and details](#)

Clinical Mental Health Counseling Dispositions Development Plan

01.01.2012

[View template\(s\) and details](#)

Community Counseling Dispositions Development Plan

01.01.2012

[View template\(s\) and details](#)

CP 6600 Counseling Program Demographic Form Assignment

01.01.2012

[View template\(s\) and details](#)

CP 6600 Essay #1

01.01.2012

[View template\(s\) and details](#)

CP 6600 Essay #2

[View template\(s\) and details](#)

CP 6600 Essay #3

[View template\(s\) and details](#)

CP 6600 Instructor's Summary

01.01.2012

[View template\(s\) and details](#)

Rehabilitation Counseling Dispositions Development Plan

01.01.2012

11/FA

[View Other Terms](#)

Courses

[CP-6600-MAWA - M01-CP-
6600-MAWA-11/FA](#)

Quick Links

- [Groups](#)
- [Visitor Passes](#)
- [File Manager](#)

Customer Service

[support@livetext.com](#)

This is a typical student screen. Students have links to access the assignment templates for each course.

The student clicks the link **once only** to initially create the interactive assignment template.

Student Video Tutorials

Active Assignments | [Active Documents](#)**About**[Basic Navigations](#)**How-Tos**[Start an Assignment](#)[Submit an Assignment](#)[View Assignment Submission Assessments](#)

CP-6600-MAWA - Section M01-CP-6600-MAWA-11/FA

Addictions/Substance Abuse Counseling Dispositions Development Plan

01.01.2012

[View template\(s\) and details](#)

Clinical Mental Health Counseling Dispositions Development Plan

01.01.2012

[View template\(s\) and details](#)

Community Counseling Dispositions Development Plan

01.01.2012

[View template\(s\) and details](#)

CP 6600 Counseling Program Demographic Form Assignment

01.01.2012

[View template\(s\) and details](#)

CP 6600 Essay #1

01.01.2012

[View template\(s\) and details](#)

01.01.2012

01.01.2012

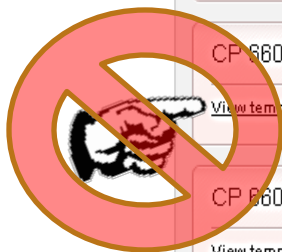
01.01.2012

[View template\(s\) and details](#)

Rehabilitation Counseling Dispositions Development Plan

01.01.2012

11/FA

[View Other Terms](#)**Courses**[CP-6600-MAWA - M01-CP-6600-MAWA-11/FA](#)**Quick Links**[Groups](#)[Visitor Passes](#)[File Manager](#)**Customer Service**[support@livetext.com](#)**SPECIAL NOTE:**

If the student clicks this link multiple times it will only create multiple blank documents. Remember **only click the link once**. To view an already created document scroll down to the Active Documents Section or click the Documents tab at the top of the screen.

COMPLETING THE CP 6600 DEMOGRAPHIC FORM ASSIGNMENT



Student Video Tutorials

Active Assignments | [Active Documents](#)**About**[Basic Navigations](#)**How-Tos**[Start an Assignment](#)[Submit an Assignment](#)[View Assignment Submission
Assessments](#)

CP-6600-MAWA - Section M01-CP-6600-MAWA-11/FA

Addictions/Substance Abuse Counseling Dispositions Development Plan

01.01.2012

[View template\(s\) and details](#)

Clinical Mental Health Counseling Dispositions Development Plan

01.01.2012

[View template\(s\) and details](#)

Community Counseling Dispositions Development Plan

01.01.2012

[View template\(s\) and details](#)

CP 6600 Counseling Program Demographic Form Assignment

01.01.2012

[View template\(s\) and details](#)

CP 6600 Essay #1

[View template\(s\) and details](#)

CP 6600 Essay #2

[View template\(s\) and details](#)

CP 6600 Essay #3

[View template\(s\) and details](#)

CP 6600 Instructor's Summary

01.01.2012

[View template\(s\) and details](#)

Rehabilitation Counseling Dispositions Development Plan

01.01.2012

11/FA

[View Other Terms](#)**Courses**[CP-6600-MAWA - M01-CP-
6600-MAWA-11/FA](#)**Quick Links**[Groups](#)[Visitor Passes](#)[File Manager](#)**Customer Service**[support@livetext.com](#)

Starting on the Dashboard, click the link titled **View template(s) and details** under the CP 6600 Counseling Program Demographic Form Assignment

Courses Main Page > CP-6600-MAWA - M01-CP-6600-MAWA-11/FA > CP-6600-MAWA - M01-CP-6600-MAWA-11/FA Assignments

CP 6600 Counseling Program Demographic Form Assignment

Assignment Details

Latest Submission

Assignment Description

Title CP 6600 Counseling Program Demographic Form Assignment

Description

Date Assigned August 1, 2011. 9:00 AM

Due Date January 1, 2012. 11:00 PM

Assignment Templates

Selected Template(s)  CP 6600 Counseling Program Demographic Form Assignment - [View](#) | [Use This Template](#)

On this page click the
Use This Template link.



11/FA

[View Other Terms](#)

Courses

[CP-6600-MAWA - M01-CP-6600-MAWA-11/FA](#)

Quick Links

 [Groups](#)

 [Visitor Passes](#)

 [File Manager](#)

Customer Service

 support@livetext.com

CP 6600 Counseling Program Demographic Form Assignment

by Troy University College of Education

Show Properties

Document View

Edit Properties

Manage Pages

TROY UNIVERSITY

Send for Review

Share

Copy

Print

Export

Apply Style

Save as Template

Submit Assignment

Table of Contents

Hide

ASSIGNMENT
INSTRUCTIONSCopy of Rubric Used to
Grade this Assignment

ASSIGNMENT INSTRUCTIONS

Next Page

Manage Sections

Assignment Instructions

IMPORTANT: READ ALL THE DIRECTIONS BELOW BEFORE BEGINNING THE FORM.

1. Click the URL below to access the form.

<https://c1.livetext.com/misk5/formz/public49806/PYaenfz6xx>

2. Click Submit Form located at the bottom of the form once it is completed.

3. Type your name on the statement below by clicking the edit button to the right of this section.

I CONFIRM THAT I HAVE COMPLETED THE DEMOGRAPHIC FORM ASSIGNMENT.

Student's Name:

5. Click Save and Finish to complete the assignment.

6. To submit the assignment to your instructor click the pink Submit Assignment button at the top of the template. Follow the screens to get the assignment submitted to your instructor.

This is the assignment template.

The instructions tell you what to do.

The first step after reading all the instructions is to click the URL link to access the form.

Send for Review

Share

Copy

Print

Export

Apply Style

Save as Template

Submit Assignment

Hide

Table of Contents

ASSIGNMENT
INSTRUCTIONS

Copy of Rubric Used to Grade
this Assignment

ASSIGNMENT INSTRUCTIONS

Next Page

Manage Sections

Assignment Instructions

Edit

IMPORTANT: READ ALL THE DIRECTIONS BELOW BEFORE BEGINNING THE FORM.

1. Click the URL below to access the form.

<https://c1.livetext.com/misk5/formz/public/49806/PYacnfzGxx>

2. Click **Submit Form** located at the bottom of the form once it is completed.

3. Type your name on the statement below by clicking the edit button to the right of this section.

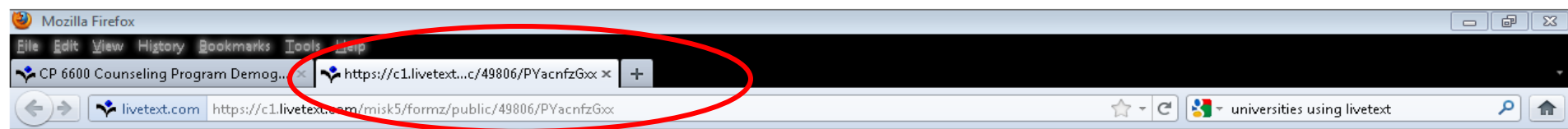
I CONFIRM THAT I HAVE COMPLETED THE DEMOGRAPHIC FORM ASSIGNMENT.

Student's Name:

5. Click Save and Finish to complete the assignment.

6. To submit the assignment to your instructor click the pink Submit Assignment button at the top of the template. Follow the screens to get the assignment submitted to your instructor.

This is the link to click.



Form: Counseling Program(s) Demographic Form

Owner: Troy University College of Education <TroyAdmin>
Owner's Email: mshirley@troy.edu
Dataset: Counseling Program(s) Demographic Form

1 What is the current semester/term and academic year you are enrolled in?

Example: T5-2011 or Fall-2011

2 Student First Name

3 Student Last Name

4 Student ID Number

This is NOT your Social Security Number. This is your Troy University student ID Number.

5 Student Ethnicity

Hispanic/Latino of any race

6 Student Gender

7 Student's Current Home Location Campus

Counseling Program Dothan, Alabama

8 Student's Program Major

Clinical Mental Health Counseling

9 Place a check beside every course(s) which you are currently enrolled in for this semester/term.

Place a check beside all that apply.

- ☐ CP 6600 Professional Orientation & Ethics
- ☐ CP 6601 Legal, Ethical, and Professional Standards
- ☐ CP 6605 Foundations of Mental Health Counseling
- ☐ CP 6610 Facilitation Skills and Counseling Techniques

The demographic form will open in another tab or window. Complete the form.

Enter your answers into the form.

Send for Review

Share

Copy

Print

Export

Apply Style

Save as Template

Submit Assignment

Hide

Table of Contents

ASSIGNMENT
INSTRUCTIONS

Copy of Rubric Used to Grade
this Assignment

ASSIGNMENT INSTRUCTIONS

Next Page

Manage Sections

Assignment Instructions

Edit

IMPORTANT: READ ALL THE DIRECTIONS BELOW BEFORE BEGINNING THE FORM.

1. Click the URL below to access the form.

<https://c1.livetext.com/misk5/formz/public/49806/PYacn>

2. Click **Submit Form** located at the bottom of the form.

3. Type your name on the statement below by clicking t

I CONFIRM THAT I HAVE COMPLETED THE DEMOG

Student's Name:

5. Click Save and Finish to complete the assignment.

6. To submit the assignment to your instructor click the pink Submit Assignment button at the top of the template. Follow the screens to get the assignment submitted to your instructor.

Now go back to your template
tab/window.

Click the Edit button located to the
upper right corner of the Assignment
Instructions section.

Section: Assignment Instructions

Section Editor

Insert Image

File Attachment

Section Editor

Save Changes

Cancel

Save & Finish

Section Title

Assignment Instructions

Normal

Font

Size

**B** *I* U ~~abc~~ x_2 x^2 **A** **A**

Source



3. Type your name on the statement below by clicking the edit button to the right of this section.

I CONFIRM THAT I HAVE COMPLETED THE DEMOGRAPHIC FORM ASSIGNMENT.

Student's Name:

5. Click Save and Finish to complete the assignment.

6. To submit the assignment to your instructor click the pink Submit Assignment button at the top of the template. Follow the screens to get the assignment submitted to your body p

This is the interactive part of all assignment templates.

For this assignment use the scroll bar to the right and scroll down until you see Student's Name in red.

Image

Inserted Image (none) [Edit](#)

Document: CP 6600 Counseling Program Demographic Form Assignment Page: ASSIGNMENT INSTRUCTIONS

Section: Assignment Instructions

Section Editor

Insert Image

File Attachment

Section Editor

Save Changes

Cancel

Save & Finish

Section Title

Assignment Instructions



3. Type your name on the statement below by clicking the edit button to the right of this section.

I **COMPLETED THE DEMOGRAPHIC FORM ASSIGNMENT.**

Student's

John Q. Student

5. Click Save and Finish to complete the assignment.

6. To submit the assignment to your instructor click the pink Submit Assignment button at the top of the template. Follow the screens to get the assignment submitted to your body p

Type your name in this section.

Use the editor features if you have to.

Then click the Save & Finish button at the top of the screen.

Image

Inserted Image (none) [Edit](#)

ASSIGNMENT INSTRUCTIONS

Next Page ▶

Manage Sections

Assignment Instructions

 Edit**IMPORTANT: READ ALL THE DIRECTIONS BELOW BEFORE BEGINNING THE FORM.**

1. Click the URL below to access the form.

<https://c1.livetext.com/misk5/formz/public/49806/PYacnfzGxx>

2. Click **Submit Form** located at the bottom of the form once it is o

3. Type your name on the statement below by clicking the edit butt

I CONFIRM THAT I HAVE COMPLETED THE DEMOGRAPHIC FO

Student's Name:

John Q. Student

- Click Save and Finish to complete the assignment.

At the assignment to your instructor click the pink Submit Assignment button at the top of the template. Follow the screens to get the submitted to your instructor.

Now you are back in
your template and your
name should appear
like this example.



CP 6600 Counseling Program Demographic Form Assignment

by Troy University College of Education

[+ Show Properties](#)[Document View](#)[Edit Properties](#)[Manage Pages](#)The logo for Troy University, featuring the words "TROY UNIVERSITY" in a serif font. A red arrow points from the top right towards the "Submit Assignment" button.[+ Send for Review](#)[Share](#)[Copy](#)[Print](#)[Export](#)[Apply Style](#)[Save as Template](#)[Submit Assignment](#)[Hide](#)

Table of Contents

[ASSIGNMENT INSTRUCTIONS](#)[Copy of Rubric Used to Grade this Assignment](#)

ASSIGNMENT INSTRUCTIONS

[Next Page](#)[Manage Sections](#)[Edit](#)

Scroll to the top of the document and click the Submit Assignment button.

2. Click **Submit Form** located at the bottom of the form once it is completed.
3. Type your name on the statement below by clicking the edit button to the right of this section.

CP 6600 Counseling Program Demographic Form Assignment

Choose an Assignment for Submission

Select a term for the assignment you wish to submit.

Term:

Select an assignment for the submission.

Course Code	Assignment Name
CP-6600-MAWA	
<input type="radio"/>	Addictions/Substance Abuse Counseling Dispositions Development Plan
<input type="radio"/>	Clinical Mental Health Counseling Dispositions Development Plan
<input type="radio"/>	Community Counseling Dispositions Development Plan
<input checked="" type="radio"/>	CP 6600 Counseling Program Demographic Form Assignment
<input type="radio"/>	CP 6600 Essay #1
<input type="radio"/>	CP 6600 Essay #2
<input type="radio"/>	CP 6600 Essay #3
<input type="radio"/>	CP 6600 Instructor's Summary
<input type="radio"/>	Rehabilitation Counseling Dispositions Development Plan
<input type="radio"/>	School Counseling Dispositions Development Plan
<input type="radio"/>	School Psychometry Dispositions Development Plan
<input type="radio"/>	Social Services Counseling Dispositions Development Plan
<input type="radio"/>	Student Affairs Counseling Dispositions Development Plan

On this screen select the assignment you are trying to submit from the list. Simply click the radial button beside the assignment.

The system will take you to the next screen automatically.

SPECIAL NOTE: Be sure you select the correct assignment.

Courses Main Page > CP-6600-MAWA - M01-CP-6600-MAWA-11/FA > CP-6600-MAWA - M01-CP-6600-MAWA-11/FA Assignments

CP 6600 Counseling Program Demographic Form Assignment

Assignment Details

Latest Submission

Submit Assignment

Cancel

Awaiting Submission

Artifact(s)



CP 6600 Counseling Program Demographic Form Assignment



Remove

LiveText Document

UP

Last screen.

Click the Submit Assignment button located to the upper right side of the screen.

Note

CP 6600 C
Assignment

by University College of Education

+ Show Properties

TROY UNIVERSITY

Table of Contents

Hide

ASSIGNMENT
INSTRUCTIONS

ASSIGNMENT INSTRUCTIONS

Assignment Instructions

CP 6600 Counseling Program Demographic Form Assignment

Assignment Details

Latest Submission



Awaiting Assessment


College of Education, Troy University
Date: **08-25-2011**

Submission

 Retract

Artifacts

 [CP 6600 Counseling Program Demographic Form Assignment](#)

 **Awaiting Assessment**

Your grade and/or assessment results have not yet been released.

The system lets you know that this assignment has now been sent to your instructor's account for grading.

If you have to make a change on an assignment you can do so by clicking the Retract button. This only works up until the time that the instructor opens your assignment inside their account.

If the instructor opens your assignment in their account the assignment will be locked in yours and the instructor must unlock the document inside their account before you can make changes.

CP 6600
Assign

Table of C

ASSIGN

INSTRUCT

Student Video Tutorials

Active Assignments | [Active Documents](#)

CP-6600-MAWA - Section M01-CP-6600-MAWA-11/FA

Addictions/Substance Abuse Counseling Dispositions Development Plan

01.01.2012

[View template\(s\) and details](#)

Clinical Mental Health Counseling Dispositions Development Plan

01.01.2012

[View template\(s\) and details](#)

Community Counseling Dispositions Development Plan

01.01.2012

[View template\(s\) and details](#)

CP 6600 Counseling Program Demographic Form Assignment

Awaiting Assessment

[View details](#)

Latest Submission

Notice that the assignment is now also updated
as Awaiting Assessment on your Dashboard.

Congratulations!!!

You have completed the CP 6600 Counseling
Program Demographic Form Assignment.

11/FA

[View Other Terms](#)

Courses

[CP-6600-MAWA - M01-CP-
6600-MAWA-11/FA](#)

Quick Links

[Groups](#)[Visitor Passes](#)[File Manager](#)

Customer Service

[support@livetext.com](#)

COMPLETING THE CP 6600 DISPOSITIONS FORM AND DEVELOPMENT PLAN



Student Video Tutorials

Active Assignments | [Active Documents](#)

About

[Basic Navigations](#)

How-Tos

[Start an Assignment](#)[Submit an Assignment](#)[View Assignment Submission Assessments](#)

Only do the one
for YOUR
program.

CP-6600-MAWA - Section M01-CP-6600-MAWA-11/FA

Addictions/Substance Abuse Counseling Dispositions Development Plan

01.01.2012

[View template\(s\) and details](#)

Clinical Mental Health Counseling Dispositions Development Plan

[View template\(s\) and details](#)

Community Counseling Dispositions Development Plan

[View template\(s\) and details](#)

CP 6600 Counseling Program Demographic Data

[View template\(s\) and details](#)

CP 6600 Essay #3

01.01.2012

[View template\(s\) and details](#)

CP 6600 Instructor's Summary

01.01.2012

[View template\(s\) and details](#)

CP 6600 Essay #3

01.01.2012

[View template\(s\) and details](#)

CP 6600 Instructor's Summary

01.01.2012

[View template\(s\) and details](#)

Rehabilitation Counseling Dispositions Development Plan

01.01.2012



11/FA

[View Other Terms](#)

Courses

[CP-6600-MAWA - M01-CP-](#)

Starting on the Dashboard, click the link titled **View template(s) and details** under the correct Dispositions Development Plan for your specific program.

Example: If your program is Clinical Mental Health and you should select the Clinical Mental Health Counseling Dispositions Development Plan template.

Clinical Mental Health Counseling Dispositions Development Plan

Assignment Details

Latest Submission

Assignment Description

Title	Clinical Mental Health Counseling Dispositions Development Plan
Description	
Date Assigned	August 1, 2011. 9:00 AM
Due Date	January 1, 2012. 11:00 PM

Assignment Templates

Selected Template(s)  Clinical Mental Health Counseling Dispositions Development Plan C1 - [View](#) | [Use This Template](#)

Outcomes & Standards

Selected Outcomes & Standards [Click to view the 117 outcomes/standards](#)

11/FA

[View Other Terms](#)

Courses

[CP-6600-MAWA- M01-CP-6600-MAWA-11/FA](#)

Quick Links

 [Groups](#)

 [Visitor Passes](#)

 [File Manager](#)

Customer Service

 support@livetext.com

 support@livetext.com

Select the Use This Template link.

Clinical Mental Health Counseling Dispositions Development Plan C1

[+ Show Properties](#)

Document View

Edit Properties

Manage Pages

Table of Contents

- HOW TO SUBMIT AN ASSIGNMENT TO YOUR INSTRUCTOR FOR A GRADE +
- ASSIGNMENT INSTRUCTIONS +
- DISPOSITIONS TO BE DEVELOPED +
- FORM VIEWER +
- COPY OF THE RUBRIC USED TO EVALUATE THIS ASSIGNMENT +

HOW TO SUBMIT AN ASSIGNMENT TO YOUR INSTRUCTOR

Section One: How to Submit your Assignment to the Instructor



1. Students you will need to download a Flash Player to view this tutorial. Use this URL to get the Flash Player <http://get.adobe.com/flashplayer/>
2. This tutorial covers several ways to submit your assignment to your instructor. c1.livetext.com/c1_helpfor_students/flash_submit_assignment.html

Attachments

[LiveText Student Instructions.docx](#)

ASSIGNMENT INSTRUCTIONS

[Previous Page](#)[Next Page](#)[Manage Sections](#)

Assignment Instructions

[Edit](#)

1. Before completing this development plan the student must complete the correct corresponding dispositions form located in the Forms section of their account. This can be either the first, midpoint or final dispositions form based on what course the student is currently enrolled in within their program.

A copy of the Dispositions Development Plan template will appear.

Scroll down to view the Assignment Instructions.

ASSIGNMENT INSTRUCTIONS

Previous Page Next Page Manage Sections

Assignment Instructions

Edit

1. Before completing this development plan the student must complete the correct corresponding dispositions form located in the Forms section of their account. This can be either the first, midpoint or final dispositions form based on what course the student is currently enrolled in within their program.
2. The student will then use the Form Viewer feature located at the bottom of this document to pull in the answers from the dispositions form they previously completed.
3. Based on the information listed on the form data the student will complete a development plan for all areas that are listed as Minimally Developed, Poorly Developed and Not Developed. This response should be at least 3-5 sentences in length.
4. Once the student has completed the assignment they should select the pink Submit Assignment button at the top of the document to submit it to their instructor in LiveText.

Click the Edit button with the pencil icon located to the right of the screen beside each disposition in the next section to access the editor feature and enter your responses.

DISPOSITIONS TO BE DEVELOPED

Disposition 1: Diversity

Disposition 1: Diversity – Demonstrates effective communication and appreciation for people of different cultures and backgrounds.

Enter Answer Here:

Disposition 2: Facilitative Relationships

Disposition 2: Facilitative Relationships – Demonstrates the ability to create a positive and supportive climate for clients/students in various mental health settings. Demonstrates an awareness of the non-verbal communication of clients in mental health settings.

Enter Answer Here:

The instructions tell you that **before** you can complete the development plan **you must complete a form** that corresponds to your specific program by clicking the **Forms** tab at the top of your account.

Clinical Mental Health Counseling Dispositions Development Plan C1

by Troy University College of Education

+ Show Properties

Document View

Edit Properties

Manage Pages

Table of Contents

- HOW TO SUBMIT AN ASSIGNMENT TO YOUR INSTRUCTOR FOR A GRADE +
- ASSIGNMENT INSTRUCTIONS +
- DISPOSITIONS TO BE DEVELOPED +
- FORM VIEWER +
- COPY OF THE RUBRIC USED TO EVALUATE THIS ASSIGNMENT +

+ Send for Review

Share

Copy

Print

Scroll up and select the Forms tab.

HOW TO SUBMIT AN ASSIGNMENT

Manage Sections

Section One: How to Submit your Assignment to the Instructor for a Grade

Edit



1. Students you will need to download a Flash Player to view this tutorial. Use this URL to get the Flash Player <http://get.adobe.com/flashplayer/>
2. This tutorial covers several ways to submit your assignment to your instructor. c1.livetext.com/c1_helpfor_students/flash_submit_assignment.html

Attachments

[LiveText Student Instructions.docx](#)

ASSIGNMENT INSTRUCTIONS

Previous Page

Next Page

Manage Sections

Assignment Instructions

Edit

1. Before completing this development plan the student must complete the correct corresponding dispositions form located in the Forms section of their account. This can be either the first, midpoint or final dispositions form based on what course the student is currently enrolled in within their program.

Forms

Inbox Form Builder Launch Datasets



Inbox

Showing 1-41 of 41

1

Title	Owner	Status	Submissions	Actions
Additions/Substance Abuse Counseling 1st Dispositions Self-Assessment	Troy University College of Education	~	~	Take form
Additions/Substance Abuse Counseling Final Internship Dispositions Self-Assessment	Troy University College of Education	~	~	Take form
Additions/Substance Abuse Counseling Midpoint Student Dispositions Self-Assessment	Troy University College of Education	~	~	Take form
Clinical Mental Health Counseling 1st Dispositions Self-Assessment Form	Troy University College of Education	~	~	Take form
Clinical Mental Health Counseling Final Internship Dispositions Self-Assessment	Troy University College of Education	~	~	Take form
Clinical Mental Health Counseling Mid-Point Student Dispositions Self-Assessment	Troy University College of Education	~	~	Take form
Community Counseling 1st Dispositions Self-Assessment Form	Troy University College of Education	~	~	Take form
Community Counseling Final Internship Dispositions Self-Assessment	Troy University College of Education	~	~	Take form
Community Counseling Mid-Point Student Dispositions Self-Assessment	Troy University College of Education	~	~	Take form
Final Internship UG-AltA Dispositions Self-Assessment Form	Troy University College of Education	~	~	Take form
First Internship UG-AltA Dispositions Self-Assessment Form	Troy University College of Education	~	~	Take form
Graduate Dispositions Self-Assessment Form	Troy University College of Education	~	~	Take form
Graduate Student Demographic Form	Troy University College of Education	~	~	Take form
Instructional Leadership Administration Dispositions Self-Assessment Form	Troy University College of Education	~	~	Take form
Instructional Leadership Report of Field Experiences Form	Troy University College of Education	~	~	Take form
Mid-Point Alternative A Evaluation Checklist	Troy University College of Education	~	~	Take form
Mid-Point Checklist UG	Troy University College of Education	~	~	Take form
Mid-Point Evaluation Checklist EdS Other School Personnel	Troy University College of Education	~	~	Take form
Mid-Point Evaluation Checklist EdS TEP	Troy University College of Education	~	~	Take form
Mid-Point Evaluation Checklist GTEP	Troy University College of Education	~	~	Take form
Mid-Point Evaluation Checklist MS Other School Personnel	Troy University College of Education	~	~	Take form
Mid-Point Internship UG-AltA Dispositions Self-Assessment Form	Troy University College of Education	~	~	Take form
Rehabilitation Counseling 1st Dispositions Self-Assessment Form	Troy University College of Education	~	~	Take form
Rehabilitation Counseling Final Internship Dispositions Self-Assessment	Troy University College of Education	~	~	Take form
Rehabilitation Counseling Mid-Point Student Dispositions Self-Assessment	Troy University College of Education	~	~	Take form
Report of Field Experience Form (First Forty Entries)	Troy University College of Education	~	~	Take form
Report of Field Experience Form (Second Forty Entries)	Troy University College of Education	~	~	Take form

This is the Forms section
of your account.

Quick Links

- [Groups](#)
- [Visitor Passes](#)
- [File Manager](#)

Customer Service

support@livetext.com

Forms

Following the same premise as the development plan select the 1st Dispositions Self-Assessment Form for **YOUR specific program.**

Our example program is Clinical Mental Health Counseling so we would choose the Clinical Mental Health Counseling 1st Dispositions Self-Assessment. Click the **Take form** link to access the form.

BE CAREFUL TO SELECT THE RIGHT FORM LINK.

↑ Title	Owner	Status	Submissions	Actions
Addictions/Substance Abuse Counseling 1st Dispositions Self-Assessment	Troy University College of Education	~	~	Take form
Addictions/Substance Abuse Counseling Final Internship Dispositions Self-Assessment	Troy University College of Education	~	~	Take form
Addictions/Substance Abuse Counseling Midpoint Student Dispositions Self-Assessment	Troy University College of Education	~	~	Take form
Clinical Mental Health Counseling 1st Dispositions Self-Assessment Form	Troy University College of Education	~	~	Take form
Clinical Mental Health Counseling Final Internship Dispositions Self-Assessment	Troy University College of Education	~	~	Take form
Clinical Mental Health Counseling Mid-Point Student Dispositions Self-Assessment	Troy University College of Education	~	~	Take form
Community Counseling 1st Dispositions Self-Assessment Form	Troy University College of Education	~	~	Take form
Community Counseling Final Internship Dispositions Self-Assessment	Troy University College of Education	~	~	Take form
Community Counseling Mid-Point Student Dispositions Self-Assessment	Troy University College of Education	~	~	Take form

Form: Clinical Mental Health Counseling First Dispositions Self-Assessment

 [Print a Blank Form](#)

Owner: Troy University College of Education <TroyAdmin>

Owner's Email: mshirley@troy.edu

Dataset: Clinical Mental Health Counseling 1st Dispositions Self-Assessment Form

1 Semester/Term Academic Year

Example: SU10 or T510

2 Student ID Number

This is NOT your social security number. This is your Troy University student number.

3 Student Campus Home Location

Choose one from the dropdown box below.

4 Student First Name

5 Student Middle Name

6 Student Last Name

7 Student Ethnicity

8 Student Gender

9 Student Program Major

Choose one from the dropdown box below.

Complete the form.

Select your competency level from the dropdown box below.

Not Developed ▼

- 18 **Disposition 9: Communication - Demonstrates increased confidence and ability related to public speaking and understands the importance of communication skills in providing educational and awareness programs in mental health settings. Demonstrates written and verbal communication skills as related to writing case notes, assessment reports, communicating with clients, and engaging in public speaking.**

Select your competency level from the dropdown box below.


Not Developed ▼

- 19 **Disposition 10: Positive Learning and Work Environments - Demonstrates the ability to work collegially and collaboratively with staff and supervisors to create the optimum learning environment for clients. Demonstrates the ability to create a safe and trusting environment for clients in group settings. Demonstrates the knowledge that client records, disclosure of information and HIPPA laws and regulations must be protected. Demonstrates the ability to effectively manage the counseling relationship as well as role of counselor and role of client in the counseling relationship.**

Select your competency level from the dropdown box below.

Not Developed ▼

Save Form | Submit Form



Upon completion of the form click the **Submit Form** button located at the bottom of the form.

Student Video Tutorials

Active Assignments | [Active Documents](#)

CP-6600-MAWA - Section M01-CP-6600-MAWA-11/FA

Addictions/Substance Abuse Counseling Dispositions Development Plan

01.01.2012

[View template\(s\) and details](#)

Clinical Mental Health Counseling Dispositions Development Plan

01.01.2012

[View template\(s\) and details](#)

Submit Assignment

CP

01.01.2012

[View](#)

CP 6600 Counseling Program Demographic Form Assignment

Awaiting Assessment

[View details](#)

Latest Submission

CP 6600 Essay #1

01.01.2012

[View template\(s\) and details](#)

CP

[View](#)

CP

[View](#)

CP

[View](#)

Rehab

[View template\(s\) and details](#)

11/FA

[View Other Terms](#)

Courses

CP-6600-MAWA - M01-CP-6600-MAWA-11/FA

Quick Links

-  [Groups](#)
-  [Visitor Passes](#)
-  [File Manager](#)

Customer Service

 support@livetext.com

Remember to click this link only one time. You have already created the template for this assignment.

Click your Dashboard tab.

Notice a red icon has appeared beside the Dispositions Development Plan assignment. That just means that you have already created the template for this assignment.

REMEMBER DON'T CLICK THE LINK A SECOND TIME.

01.01.2012

[View template\(s\) and details](#)[View template\(s\) and details](#)[View template\(s\) and details](#)[View template\(s\) and details](#)

01.01.2012

[View template\(s\) and details](#)

Documents | Active Assignments

Work Inbox

Title

Clinical Mental Health Counseling Dispositions Dev...

CP 6600 Counseling Program Demographic Form Assign...

PSY 7700 Case Study Rubric

[View All Documents — My Work](#)

support@livetext.com

Clinical Mental Health Counseling Dispositions Development Plan C1

by Troy University College of Education

[+ Show Properties](#)

Document View

Edit Properties

Manage Pages

TROY UNIVERSITY

[+ Send for Review](#)[Share](#)[Copy](#)[Print](#)[Export](#)[Apply Style](#)[Save as Template](#)[Submit Assignment](#)

Table of Contents

[Hide](#)

- HOW TO SUBMIT AN ASSIGNMENT TO YOUR INSTRUCTOR FOR A GRADE +
- ASSIGNMENT INSTRUCTIONS +
- DISPOSITIONS TO BE DEVELOPED +
- FORM VIEWER +
- COPY OF THE RUBRIC USED TO EVALUATE THIS ASSIGNMENT +

HOW TO SUBMIT AN ASSIGNMENT

[Manage Sections](#)[Edit](#)

Section One: How to Submit your Assignment



1. Students you will need to download a Flash Player
2. This tutorial covers several ways to submit your assignment

Attachments

[LiveText Student Instructions.docx](#)

ASSIGNMENT INSTRUCTIONS

[Previous Page](#)[Next Page](#)[Manage Sections](#)[Edit](#)

Assignment Instructions

1. Before completing this development plan the student must complete the corresponding dispositions form located in the Forms section of their account. This can be either the first, midpoint or final disposition, based on what course the student is currently enrolled in within their program.

Clinical Mental Health Counseling Dispositions Development Plan C1 - Mozilla Firefox


File Edit View History Bookmarks Tools Help

Clinical Mental Health Counseling Dispo... +

livetext.com https://c1.livetext.com/doc/7084721


the emotional, social, and psychological needs of clients.

Enter Answer Here:

Disposition 8: Competency and Professional Development 


Disposition 8: Competency and Professional Development - Demonstrates understanding of personal areas of competency as they relate to mental health counseling along with personal limitations of practice and expertise so appropriate referrals may be provided or personal consultation and training may be requested when necessary. Demonstrates the importance of lifelong learning and professional development to provide the highest quality of services to clients.

Enter Answer Here:

Disposition 9: Communication 


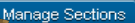
Disposition 9: Communication - Demonstrates communication skills in providing services to clients. Demonstrates the ability to communicate related to writing case notes, assessment, and treatment planning.


Enter Answer Here:

Disposition 10: Positive Learning Environment 


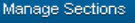
Disposition 10: Positive Learning Environment - Demonstrates the ability to create the optimum learning environment for students. Demonstrates the knowledge that students need to effectively communicate informed consent and confidentiality.


Enter Answer Here:

FORM VIEWER  


Form Viewer - Click the edit button on the right side of the screen to access the list of forms. 

Form data unavailable.

COPY OF THE RUBRIC USED TO EVALUATE THIS ASSIGNMENT  

Evaluation Rubric 

The first goal is to pull in the answers that you selected on the form you completed under the Forms tab. To start click the **Edit** button in the **Form Viewer** section.



Documents - Mozilla Firefox

File Edit View History Bookmarks Tools Help

Documents +

livetext.com https://c1.livetext.com/misk5/docedit/panelform/edit/7084721/33449755/1

Google

Logged in as: **Troy University College of Education** (Student) | Admin View Logout My Account Help

Thursday, August 25, 2011

LiveText™

Dashboard Courses Documents Reviews Forms Community ExhibitCenter Tools Admin

Document: Clinical Mental Health Counseling Dispositions Development Plan C1 Page: FORM VIEWER


Section: Form Viewer - Click the edit button on the right side of the screen to access the list of forms.

Section Title Form Viewer - Click the edit button on the right side of the screen to access 1

Form Clinical Mental Health Counseling 1st Dispositions Self-Assessment Form

Save Cancel

© 1997-2011 LiveText, Inc. All rights reserved. support@livetext.com



From the drop box next to the word Form click the name of the form you previously completed under the Forms tab of your account.

Remember this will be the one you completed for the 1st Dispositions Self-Assessment **for YOUR specific program.**

Once you have the correct form click the Save button.

Clinical Mental Health Counseling Dispositions Development Plan C1 - Mozilla Firefox

File Edit View History Bookmarks Tools Help

Clinical Mental Health Counseling Dispo... +

livetext.com https://c1.livetext.com/doc/7084721/33449755#7084721_33449755_1

Google

Form Viewer - Click the edit button on the right side of the screen to access

Edit

Semester/Term Academic Year:	
Student ID Number:	
Student Campus Home Location:	Counseling Program Dothan - Alabama
Student First Name:	
Student Middle Name:	
Student Last Name:	
Student Ethnicity:	
Student Gender:	
Student Program Major:	Clinical Mental Health Counseling
Disposition 1: Diversity – Demonstrates effective communication with diverse populations in a variety of mental health settings and exhibits understanding and appreciation for people of different cultures and backgrounds.:	Not Developed
Disposition 2: Facilitative Relationships – Demonstrates the ability to create a positive and supportive relationship for clients/students in various mental health settings. Demonstrates an awareness of the non-verbal communication of clients in mental health settings.:	Not Developed
Disposition 3: Ethical and Legal Behavior - Demonstrates awareness of ethical and legal principles, as outlined in the Code of Ethics for the American Counseling Association and/or American Mental Health Counselors Association, as they are related to counseling in mental health settings. Understands and demonstrates the importance of ethical behaviors promoting the welfare of clients while not engaging in behaviors that could be a detriment to clients' well being.:	Not Developed
Disposition 4: Personal Qualities - Demonstrates awareness of personal strengths and limitations and how these characteristics could influence a counseling relationship when working with diverse populations in a variety of mental health settings. Understands/demonstrates the personal qualities necessary for maintaining positive relationships with clients such as dependability, fidelity, patience, and understanding. Knows/demonstrates the necessity for seeking consultation and/or treatment for personal impairment as a counselor.:	Not Developed
Disposition 5: Leadership - Demonstrates a desire and ability to serve in the future as an advocate for all clients by working with community organizations, legislative initiatives, and professional groups with the goal of empowering those who face extreme systemic challenges. Understands the importance of service to the profession and to the community by serving on local and national committees, boards, interest groups, and other advocacy groups.:	Not Developed
Disposition 6: Principles and Values - Demonstrates an awareness of how personal and professional behaviors and decision making affects clients and the community. Develop an ability to clarify personal values while not attempting to change the religious, political, and cultural values of clients/students.:	Not Developed
Disposition 7: Mental Health Needs of Clients/Students - Demonstrates an understanding of the emotional, social, and psychological needs of clients throughout the lifespan including applications to theory, research, and practice. Demonstrates an awareness of cultural and gender differences as they relate to the emotional, social, and psychological needs of clients.:	Not Developed
Disposition 8: Competency and Professional Development - Demonstrates understanding of personal areas of competency as they relate to mental health counseling along with personal limitations of practice and expertise so appropriate referrals may be provided or personal consultation and training may be requested when necessary. Demonstrates the importance of lifelong learning and professional development to provide the highest quality of services to clients.:	Not Developed
Disposition 9: Communication - Demonstrates increased confidence and ability related to public speaking and understands the importance of communication skills in providing educational and awareness programs in mental health settings. Demonstrates written and verbal communication skills as related to writing case notes, assessment reports, communicating with clients, and engaging in public speaking.:	Not Developed
Disposition 10: Positive Learning and Work Environments - Demonstrates the ability to work collegially and collaboratively with staff and supervisors to create the optimum learning environment for clients. Demonstrates the ability to create a safe and trusting environment for clients in group settings. Demonstrates the knowledge that client records, disclosure of information, and HIPPA laws and regulations must be protected. Demonstrates the ability to effectively communicate informed consent as well as role of counselor and role of client in the counseling relationship.:	Not Developed

Notice that all the answers you put on that form should appear in this section.

If they don't be sure you selected the exact form that you previously completed.

You will now use these answers to complete the development questions above this section.

Scroll up in the document to the **DISPOSITIONS TO BE DEVELOPED SECTION.**

Based on the answers you entered on the form information in the section below you now need to come up with a plan to show how you will develop those areas that you answered as being minimally, poorly or not developed.

Tip: You may want to print off a copy of this whole assignment template so that you can see your previous form answers while you work on each development plan.

To begin click the Edit button only for each of those dispositions that you answered as being minimally, poorly or not developed.

diverse populations in a variety of mental health settings and exhibits understanding

Edit

create a positive and supportive climate for clients/students in various mental health clients in mental health settings.

Edit

f ethical and legal principles, as outlined in the Code of Ethics for the American tion, as they are related to counseling in mental health settings. Understands and clients while not engaging in behaviors that could be a detriment to clients' well

Edit

1 strengths and limitations and how these characteristics could influence a of mental health settings. Understands/demonstrates the personal qualities necessary delity, patience, and understanding. Knows/demonstrates the necessity for seeking

Edit

Disposition 5: Leadership

Disposition 5: Leadership - Demonstrates a desire and ability to serve in the future as an advocate for all clients by working with community organizations, legislative initiatives, and professional groups with the goal of empowering those who face extreme systemic challenges. Understands the importance of service to the profession and to the community by serving on local and national committees, boards, interest groups, and other advocacy groups.

Mozilla Firefox

File Edit View History Bookmarks Tools Help

https://c1.livetext.com/7084721/33449754/1

livetext.com https://c1.livetext.com/misk5/docedit/panelbt/list/7084721/33449754/1

Google

Logged in as: **Troy University College of Education** (Student) | Admin View | Logout | My Account | Help

Friday, August 26, 2011

LiveText

Dashboard Courses Documents Reviews Forms Community ExhibitCenter Tools Admin

Document: Clinical Mental Health Counseling Dispositions Development Plan C1 Page: DISPOSITIONS TO BE DEVELOPED

Section: Disposition 1: Diversity

Section Editor Insert Image File Attachment

Section Editor

Section Title Disposition 1: Diversity

Save Changes Cancel Save & Finish

Format Font Size B I U abc X₂ X² A₁ A₂ Source

Disposition 1: Diversity – Demonstrates effective communication with diverse populations in a variety of mental health settings and exhibits understanding and appreciation for people of different cultures and backgrounds.

Enter Answer Here:

What is a Development Plan? This is a plan of action that you will do to increase your understanding of a specific topic.

Example: Disposition 1: Diversity. What could you do to increase your understanding about people of different cultures and backgrounds and how you can better communicate with them?

Image

Inserted

File Attachment

Inserted File(s) (none) Edit

You could read journal articles, attend seminars or classes, read books, magazines, conduct conversations or interviews with someone different than yourself to find out about their culture or background. Etc.

Document: Clinical Mental Health Counseling Dispositions Development Plan C1 Page: DISPOSITIONS TO BE DEVELOPED

Section: Disposition 1: Diversity

Section Editor Insert Image File Attachment

Section Editor

Section Title Disposition 1: Diversity

Format Font Size B I U abc X₂ X² A₁ A₂ Source

Disposition 1: Diversity – Demonstrates effective communication with diverse populations in a variety of mental health settings and exhibits understanding and appreciation for people of different cultures and backgrounds.

Enter Answer Here:

Image
Inserted Image (none) Edit

File Attachment(s)
Inserted File(s) (none) Edit

Save Changes Cancel Save & Finish

After you type in your plan under the
Enter Answer Here:

Click the Save & Finish button to go back
to the main document and complete your
next development plan.

Clinical Mental Health Counseling Dispositions Development Plan C1

by Troy University College of Education




+ Show Properties

Document View



Edit Properties

Manage Pages

Table of Contents

 HOW TO SUBMIT AN
ASSIGNMENT TO YOUR
INSTRUCTOR FOR A
GRADE ASSIGNMENT
INSTRUCTIONS DISPOSITIONS
DEVELOPED FORM VIEWER COPY OF THE F
USED TO EVAL
ASSIGNMENT

Once you have finished entering all of your development plans click the Submit Assignment button located at the top of the document.

 Send for Review Share Copy Print Export Apply Style

Save as Template

Submit Assignment

HOW TO SUBMIT AN ASSIGNMENT TO YOUR INSTRUCTOR FOR A GRADE

Next Page ▶

Manage Sections

the Instructor for a Grade

 Editutorial. Use this URL to get the Flash Player <http://get.adobe.com/flashplayer/>our instructor, c1.livetext.com/c1_helpfor_students/flash_submit_assignment.html

ASSIGNMENT INSTRUCTIONS

◀ Previous Page

Next Page ▶

Manage Sections

Assignment Instructions

 Edit

1. Before completing this development plan the student must complete the correct corresponding dispositions form located in the Forms section of their account. This can be either the first, midpoint or final dispositions form based on what course the student is currently enrolled in within their program.

Documents Main Page Clinical Mental Health Counseling Dispositions Development Plan C1

Clinical Mental Health Counseling Dispositions Development Plan C1

Choose an Assignment for Submission

Select a term for the assignment you wish to submit.

Term: 11/FA

Select an assignment for the submission.

Cour	Assignment Name
CP-6	
<input type="radio"/>	Additions/Substance Abuse Counseling Dispositions Development Plan
<input checked="" type="radio"/>	Clinical Mental Health Counseling Dispositions Development Plan
<input type="radio"/>	Community Counseling Dispositions Development Plan
<input type="radio"/>	CP 6600 Essay #1
<input type="radio"/>	CP 6600 Essay #2
<input type="radio"/>	CP 6600 Essay #3
<input type="radio"/>	CP 6600 Instructor's Summary
<input type="radio"/>	Rehabilitation Counseling Dispositions Development Plan
<input type="radio"/>	School Counseling Dispositions Development Plan
<input type="radio"/>	School Psychometry Dispositions Development Plan
<input type="radio"/>	Social Services Counseling Dispositions Development Plant
<input type="radio"/>	Student Affairs Counseling Dispositions Development Plan


EDU-3310-TDWD

<input type="radio"/>	EDU 3310 Lesson Plan (1)
<input type="radio"/>	EDU 3310 Research Article
<input type="radio"/>	EDU 3310 Observation Assignment
<input type="radio"/>	EDU 3310 Impromptu Essay



EDU-3310-TGWC

<input type="radio"/>	EDU 3310 Implicit Association Test
<input type="radio"/>	EDU 3310 Classroom Management
<input type="radio"/>	EDU 3310 Observation Assignment
<input type="radio"/>	EDU 3310 Research Article

Quick Links

-  [Groups](#)
-  [Visitor Passes](#)
-  [File Manager](#)

Customer Service

-  [Student FAQ](#)
-  support@livetext.com

Click the circle beside assignment you are trying to submit.

Clinical Mental Health Counseling Dispositions Development Plan

Assignment Details

Latest Submission

Submit Assignment

Cancel

Awaiting Submission

Artifact(s)

 Clinical Mental Health Counseling Dispositions Development Plan C1 Remove

LiveText Document

URL

File Attachment

Note

This is the final screen.

Click the Submit Assignment button one last time.

Clinical Mental Health











University College of Education

 Show Properties

UNIVERSITY

Table of Contents

 Hide

-  HOW TO SUBMIT AN ASSIGNMENT TO YOUR INSTRUCTOR FOR A GRADE 
-  ASSIGNMENT INSTRUCTIONS 
-  DISPOSITIONS TO BE DEVELOPED 
-  FORM VIEWER 
-  COPY OF THE RUBRIC USED TO EVALUATE THIS ASSIGNMENT 

HOW TO SUBMIT AN ASSIGNMENT TO YOUR INSTRUCTOR FOR A GRADE

Section One: How to Submit your Assignment to the Instructor for a Grade



1. Students you will need to download a Flash Player to view this tutorial. Use this URL to get the Flash Player <http://get.adobe.com/flashplayer/>
2. This tutorial covers several ways to submit your assignment to your instructor. c1.livetext.com/c1_help_for_students/flash_submit_assignment.html

Attachments

Clinical Mental Health Counseling Dispositions Development Plan

Assignment Details Latest Submission

Submit Assignment

Cancel

The system will
tell you it is
processing your
request.

**In Progress...**

LiveText is processing your request. This may take a few moments.



Remove

Note

by Troy University College of Education

Show Properties

TROY UNIVERSITY

Table of Contents

- HOW TO SUBMIT AN ASSIGNMENT TO YOUR INSTRUCTOR FOR A GRADE
- ASSIGNMENT INSTRUCTIONS
- DISPOSITIONS TO BE DEVELOPED
- FORM VIEWER
- COPY OF THE RUBRIC USED TO EVALUATE THIS ASSIGNMENT

HOW TO SUBMIT AN ASSIGNMENT TO YOUR INSTRUCTOR FOR A GRADE

Section One: How to Submit your Assignment to the Instructor for a Grade



- Students you will need to download a Flash Player to view this tutorial. Use this URL to get the Flash Player <http://get.adobe.com/flashplayer/>
- This tutorial covers several ways to submit your assignment to your instructor: c1.livetext.com/c1_help_for_students/flash_submit_assignment.html

Attachments

CP-6600-MAWA: Clinical Mental Health Counseling Dispositions Development Plan - Mozilla Firefox

File Edit View History Bookmarks Tools Help

CP-6600-MAWA: Clinical Mental Health ...

livetext.com https://c1.livetext.com/misk5/c1/view_submission/368571/431836/440450/178257

Logged in as: Troy

LiveText

Dashboard Courses Documents Reviews Forms Community ExhibitCenter Tools Adm

Courses Main Page > CP-6600-MAWA - MO1-CP-6600-MAWA-11/FA > CP-6600-MAWA - MO1-CP-6600-MAWA-11/FA Assignments

Clinical Mental Health Counseling Dispositions Development Plan

Assignment Details Latest Submission

Awaiting Assessment

College of Education, Troy University Submission Date: 08-26-2011

Retract

Artifacts

Clinical Mental Health Counseling Dispositions Development Plan C1

Awaiting Assessment

Your grade and/or assessment results have been updated.

The Retract button allows you to retract the document and make any needed changes. You can then resend the template to your instructor's account.

Special Note: Once your instructor opens the document inside their account this button goes away and you will have to contact your instructor to unlock the assignment and send it back to you for changes.


Clinical Mental Health Counseling Dispositions Development Plan

Table of Contents

- HOW TO SUBMIT AN ASSIGNMENT TO YOUR INSTRUCTOR FOR A GRADE
- ASSIGNMENT INSTRUCTIONS
- DISPOSITIONS TO BE DEVELOPED
- FORM VIEWER
- COPY OF THE RUBRIC USED TO EVALUATE THIS ASSIGNMENT

HOW TO SUBMIT AN ASSIGNMENT TO YOUR INSTRUCTOR FOR A GRADE

Section One: How to Submit your Assignment to your Instructor



- Students you will need to download a Flash Player to view this tutorial. Use this URL to get the Flash Player <http://get.adobe.com/flashplayer/>
- This tutorial covers several ways to submit your assignment to your instructor. c1.livetext.com/c1_help_for_students/flash_submit_assignment.html

Attachments

LiveText Student Instructions.docx

The orange bar now indicates that the assignment was successfully sent to your instructor's account.

Welcome Page - Mozilla Firefox

File Edit View History Bookmarks Tools Help

Welcome Page +

livetext.com https://c1.livetext.com/misk5/c1/welcome

Google

Logged in as: Troy University College of Education (Student) Admin View Logout My Account Help

Friday, August 26, 2011

LiveText™

Dashboard Courses Documents Reviews Forms Community ExhibitCenter Tools Admin

Student Video Tutorials

Active Assignments | Active Documents

CP-6600-MAWA - Section M01-CP-6600-MAWA-11/FA

Addictions/Substance Abuse Counseling Dispositions Development Plan 01.01.2012

[View template\(s\) and details](#)

Clinical Mental Health Counseling Dispositions Development Plan Awaiting Assessment

[View details](#) Latest Submission

Community Counseling Dispositions Development Plan 01.01.2012

[View template\(s\) and details](#)

CP 6600 Counseling Program Demographic Form Assignment Awaiting Assessment

[View details](#) Latest Submission

11/FA

[View Other Terms](#)

Courses

CP-6600-MAWA - M01-CP-6600-MAWA-11/FA

EDU-3310-TDWD - T01-EDU-3310-TDWD-11/FA

EDU-3310-TGWC - T01-EDU-3310-TGWC-11/FA

Quick Links

Groups

Visitor Passes

File Manager

Customer Service

Student FAQ

support@livetext.com

Notice on your Dashboard that the icon has now changed to yellow. This indicates the assignment will be graded by your instructor.

Once the grading is complete this button will turn green and you can click it to view your grade.

COMPLETING THE CP 6600 INSTRUCTOR'S SUMMARY FORM



Welcome Page - Mozilla Firefox

File Edit View History Bookmarks Tools Help

Welcome Page +

livetext.com https://c1.livetext.com/misk5/c1/welcome

Google

Logged in as: Troy University College of Education (Student) Admin View Logout My Account Help

Friday, August 26, 2011

LiveText™

Dashboard Courses Documents Reviews Forms Community ExhibitCenter Tools Admin

Student Video Tutorials

Active Assignments | Active Documents

CP-6600-MAWA - Section M01-CP-6600-MAWA-11/FA

Addictions/Substance Abuse Counseling Dispositions Development Plan 01.01.2012

[View template\(s\) and details](#)

Clinical Mental Health Counseling Dispositions Development Plan Awaiting Assessment

[View details](#) Latest Submission

Community Counseling Dispositions Development Plan 01.01.2012

[View template\(s\) and details](#)

CP 6600 Counseling Program Demographic Form Assignment Awaiting Assessment

[View details](#) Latest Submission

CP 6600 Essay #1

[View template\(s\) and details](#)

CP 6600 Essay #2

[View template\(s\) and details](#)

CP 6600 Essay #3

[View template\(s\) and details](#)

CP 6600 Instructor's Summary

[View template\(s\) and details](#)

Rehabilitation Counseling Dispositions Development Plan 01.01.2012

[View template\(s\) and details](#)

11/FA

[View Other Terms](#)

Courses

CP-6600-MAWA - M01-CP-6600-MAWA-11/FA

EDU-3310-TDWD - T01-EDU-3310-TDWD-11/FA

EDU-3310-TGWC - T01-EDU-3310-TGWC-11/FA

Quick Links


Groups

Visitor Passes

File Manager

Customer Service

Click the link titled **View template(s) and details** under the CP 6600 Instructor's Summary assignment.



Courses Main Page > CP-6600-MAWA- M01-CP-6600-MAWA-11/FA > CP-6600-MAWA - M01-CP-6600-MAWA-11/FA Assignments

CP 6600 Instructor's Summary

Assignment Details

Latest Submission

Assignment Description

Title	CP 6600 Instructor's Summary
Description	
Date Assigned	August 1, 2011. 9:00 AM
Due Date	January 1, 2012. 11:00 PM

Assignment Templates

Selected Template(s) ☒ CP 6600 Instructor's Summary Student Assignment C1 - [View](#) | [Use This Template](#)

Outcomes & Standards

Selected Outcomes & Standards [Click to view the 10 outcomes/standards](#)



Click the Use This Template link.

11/FA

[View Other Terms](#)

Courses

[CP-6600-MAWA - M01-CP-6600-MAWA-11/FA](#)
[EDU-3310-TDWD - T01-EDU-3310-TDWD-11/FA](#)
[EDU-3310-TGWC - T01-EDU-3310-TGWC-11/FA](#)

Quick Links

[Groups](#)
 [Visitor Passes](#)
 [File Manager](#)

Customer Service

[Student FAQ](#)
 support@livetext.com

CP 6600 Instructor's Summary Student Assignment C1

[+ Show Properties](#)

Document View

Edit Properties

Manage Pages

TROY UNIVERSITY

[+ Send for Review](#)[Share](#)[Copy](#)[Print](#)[Export](#)[Apply Style](#)[Save as Template](#)[Submit Assignment](#)

Table of Contents

[HOW TO SUBMIT AN ASSIGNMENT TO YOUR INSTRUCTOR FOR A GRADE](#)[ASSIGNMENT INSTRUCTIONS](#)[COPY OF THE RUBRIC USED TO EVALUATE THIS ASSIGNMENT](#)

HOW TO SUBMIT AN ASSIGNMENT TO YOUR INSTRUCTOR FOR A GRADE

[Next Page](#)[Manage Sections](#)

Section One: How to Submit your

[Edit](#)

The template will appear.

1. Students you will need to download a Flash Player to view this tutorial. Use this URL to get the Flash Player <http://get.adobe.com/flashplayer/>

Attachments

[Student_Instructions_for_LiveText_Assignments.swf](#)[LiveText_Student_Instructions.doc](#)

ASSIGNMENT INSTRUCTIONS

[Previous Page](#)[Next Page](#)[Manage Sections](#)

Assignment Instructions

[Edit](#)


CP 6600 Instructor's Summary Student Assignment C1 - Mozilla Firefox

File Edit View History Bookmarks Tools Help

CP 6600 Instructor's Summary Student A... +



livetext.com https://c1.livetext.com/doc/7088981

Google



1. Students you will need to download a Flash Player to view this tutorial. Use this URL to get the Flash Player <http://get.adobe.com/flashplayer/>

Attachments

 [Student_Instructions_for_LiveText_Assignments.swf](#)  [LiveText_Student_Instructions.doc](#)

ASSIGNMENT INSTRUCTIONS

Previous Page Next Page Manage Sections

Assignment Instructions

Edit

There is nothing for the student to enter or attach for this assignment.

Simply click the pink Submit Assignment button located at the top of this document to submit it to your instructor.

COPY OF THE RUBRIC USED TO EVALUATE

Evaluation Rubric

CP 6600 Instructor's Summary Form Rubric C1

	No Understanding 0-59% (1 pt)	Below Average 60-69% (2 pts)	Average 70-79% (3 pts)	Mastery 80-89% (4 pts)	Exceptional 90-100% (5 pts)
Activity/Assess History/Phil QUIZ 1- History/Philos	Does not have understanding of history and philosophy of counseling profession	Below average in knowledge of history and philosophy of counseling profession	Average in knowledge of history and Philosophy of counseling profession	Mastery in knowledge of history and philosophy of counseling profession	Exceptional in knowledge and understanding of history and philosophy of counseling

Downloads assessment_repor... assessments.csv

Clear

As you can see in the instructions there is nothing that has to be typed in or attached for this assignment.

CP 6600 Instructor's Summary Student Assignment C1

by Troy University College of Education

+ Show Properties

Document View

Edit Properties

Manage Pages



TROY UNIVERSITY

+ Send for Review

Share

Copy

Print

Export

Apply Style

Save as Template

Submit Assignment

Hide

Table of Contents

HOW TO SUBMIT AN
ASSIGNMENT TO YOUR
INSTRUCTOR FOR A GRADE +ASSIGNMENT
INSTRUCTIONS +COPY OF THE RUBRIC
USED TO EVALUATE THIS
ASSIGNMENT +

HOW TO SUBMIT AN ASSIGNMENT TO YOUR INSTRUCTOR FOR A GRADE

Next Page ▶

Manage Sections

Section One: How to Submit your Assignment

Edit



All you have to do is
click the Submit
Assignment button.

1. Students you will need to download a Flash Player to view this tutorial. Use this URL to get the Flash Player <http://get.adobe.com/flashplayer/>

Attachments

[Student_Instructions_for_LiveText_Assignments.swf](#) [LiveText_Student_Instructions.doc](#)

ASSIGNMENT INSTRUCTIONS

◀ Previous Page

Next Page ▶

Manage Sections

Edit

CP 6600 Instructor's Summ...

File Edit View Favorites Tools Help

Google animated gif pointing hand Search More >>

Sign In

CP 6600 Instructor's Summ...

CP 6600 Instructor's Summ...

Logged in as: Troy University College of Education (Student)

Admin View Logout My Account Help

Monday, August 29, 2011

LiveText

Dashboard Courses Documents Reviews Forms Community ExhibitCenter Tools Admin

Documents Main Page CP 6600 Instructor's Summary Student Assignment C1

CP 6600 Instructor's Summary Student Assignment C1

Choose an Assignment for Submission

Select a term for the assignment you wish to submit.

Term: 11/FA

Select an assignment for the submission.

Course Code	Assignment Name
CP-6600-MAWA	
<input type="radio"/>	Additions/Substance Abuse Counseling Dispositions Development Plan
<input type="radio"/>	Clinical Mental Health Counseling Dispositions Development Plan
<input type="radio"/>	Community Counseling Dispositions Development Plan
<input type="radio"/>	CP 6600 Essay #1
<input type="radio"/>	CP 6600 Essay #2
<input type="radio"/>	CP 6600 Essay #3
<input checked="" type="radio"/>	CP 6600 Instructor's Summary
<input type="radio"/>	Rehabilitation Counseling Dispositions Development Plan
<input type="radio"/>	School Counseling Dispositions Development Plan
<input type="radio"/>	School Psychometry Dispositions Development Plan
<input type="radio"/>	Social Services Counseling Dispositions Development Plant
<input type="radio"/>	Student Affairs Counseling Dispositions Development Plan

Quick Links

Groups

Visitor Passes

File Manager

Customer Service

Student FAQ

support@livetext.com

Select the CP 6600 Instructor's Summary from your assignment list.

SPECIAL NOTE: Be sure that you select the right assignment.

Browser address bar: https://c1.livetext.com/misk5/c1/assignment_submission/368571/431836/440500/178257?op=insert_itdocs&itdocids=7088981

Page title: CP-6600-MAWA: CP 6600 I...

Navigation bar: File Edit View Favorites Tools Help

Search bar: Google animated gif pointing hand

User status: Logged in as: Troy University College of Education (Student)

Admin View Logout My Account Help

Monday, August 29, 2011

LiveText™

Dashboard Courses Documents Reviews Forms Community ExhibitCenter Tools Admin


Courses Main Page > CP-6600-MAWA - M01-CP-6600-MAWA-11/FA > CP-6600-MAWA - M01-CP-6600-MAWA-11/FA Assignment

CP 6600 Instructor's Summary

Assignment Details Latest Submission

Submit Assignment Cancel

Awaiting Submission

Artifact(s)  [CP 6600 Instructor's Summary Student Assignment C1](#) [Remove](#)

LiveText Document URL File Attachment

Note

CP 6600 Instructor's Assignment C1

Last screen.

Now click the Submit Assignment button.

HOW TO SUBMIT AN ASSIGNMENT TO YOUR INSTRUCTOR FOR A GRADE

Table of Contents Hide

100%

CP-6600-MAWA: CP 6600 I...

File Edit View Favorites Tools Help

Google animated gif pointing hand Search More >>

Sign In

LiveText

Logged in as: Troy University College of Education (Student) Admin View Logout My Account Help

Monday, August 29, 2011

Dashboard Courses Documents Reviews Forms Community ExhibitCenter Tools Admin

Courses Main Page > CP-6600-MAWA - M01-CP-6600-MAWA-11/FA > CP-6600-I

CP 6600 Instructor's Summary

Assignment Details Latest Submission

Awaiting Assessment

College of Education, Troy University
Date: 08-29-2011

Submission

Retract

Artifacts

CP 6600 Instructor's Summary Student Assignment C1

Awaiting Assessment

Your grade and/or assessment results have not yet been released.

CP 6600 Instructor's Summary Student Assignment C1

by Troy University College of Education

Show Properties

TROY UNIVERSITY

HOW TO SUBMIT AN ASSIGNMENT TO YOUR INSTRUCTOR FOR A GRADE

Table of Contents

HOW TO SUBMIT AN

https://c1.livetext.com/misk5/c1/view_submission/368571/431836/440500/178257

100%

Browser address bar: <https://c1.livetext.com/misk5/c1/welcome>

Page Title: Welcome Page

Navigation: File Edit View Favorites Tools Help

Search: Google animated gif pointing hand Search More >>

Sign In

Assignment	Status
CP 6600 Counseling Program Demographic Form Assignment	Awaiting Assessment
CP 6600 Essay #1	01.01.2012
CP 6600 Essay #2	01.01.2012
CP 6600 Essay #3	01.01.2012
CP 6600 Instructor's Summary	Awaiting Assessment
Renabilitation Counseling Dispositions Development Plan	01.01.2012
School Counseling Dispositions Development Plan	01.01.2012
School Psychometry Dispositions Development Plan	01.01.2012
Social Services Counseling Dispositions Development Plant	01.01.2012
Student Affairs Counseling Dispositions Development Plan	01.01.2012

Visitor Passes
File Manager

Customer Service
Student FAQ
support@livetext.com

View All CP-6600-MAWA - Section M01-CP-6600-MAWA-11/FA Assignments

75%

Notice how your
Dashboard has
changed.

FORMS

FORMS

- Students are called upon to complete various forms in LiveText. These can be generalized forms or program specific.
- Instructors should tell students when certain forms are required to be filled out or it will be indicated in the course syllabus.

Welcome Page - Mozilla Firefox

File Edit View History Bookmarks Tools Help

Welcome Page +

livetext.com https://c1.livetext.com/misk5/c1/welcome_student

Google

Logged in as: Troy University College of Education (Student) Admin View Logout My Account Help

Monday, August 29, 2011

LiveText

Dashboard Courses Documents **Forms** Community ExhibitCenter Tools Admin

Student Video Tutorials

Active Assignments | Active Documents

CP-6600-MAWA - Section M01-CP-6600-MAWA-11/FA

Addictions/Substance Abuse Counseling Development Plan
[View template\(s\) and details](#)

Clinical Mental Health Counseling Dispositions Development Plan
[View templates\(s\) and details](#) 01.01.2012 [Resubmit Assignment](#)

Community Counseling Dispositions Development Plan
[View template\(s\) and details](#) 01.01.2012

CP 6600 Counseling Program Demographic Form Assignment
[View details](#) Awaiting Assessment [Latest Submission](#)

CP 6600 Essay #1
[View template\(s\) and details](#) 01.01.2012

CP 6600 Essay #2
[View template\(s\) and details](#) 01.01.2012

CP 6600 Essay #3
[View template\(s\) and details](#) 01.01.2012

CP 6600 Instructor's Summary
[View details](#) Awaiting Assessment [Latest Submission](#)

Students often have to complete forms in LiveText. They can access these forms by clicking the Forms tab located at the top of their screens.

[View Other Terms](#)

MAWA - M01-CP-6600-MAWA-11/FA
[EDU-3310-TDWD - T01-EDU-3310-TDWD-11/FA](#)
[EDU-3310-TGWC - T01-EDU-3310-TGWC-11/FA](#)

Quick Links

- [Groups](#)
- [Visitor Passes](#)
- [File Manager](#)

Customer Service

- [Student FAQ](#)
- support@livetext.com